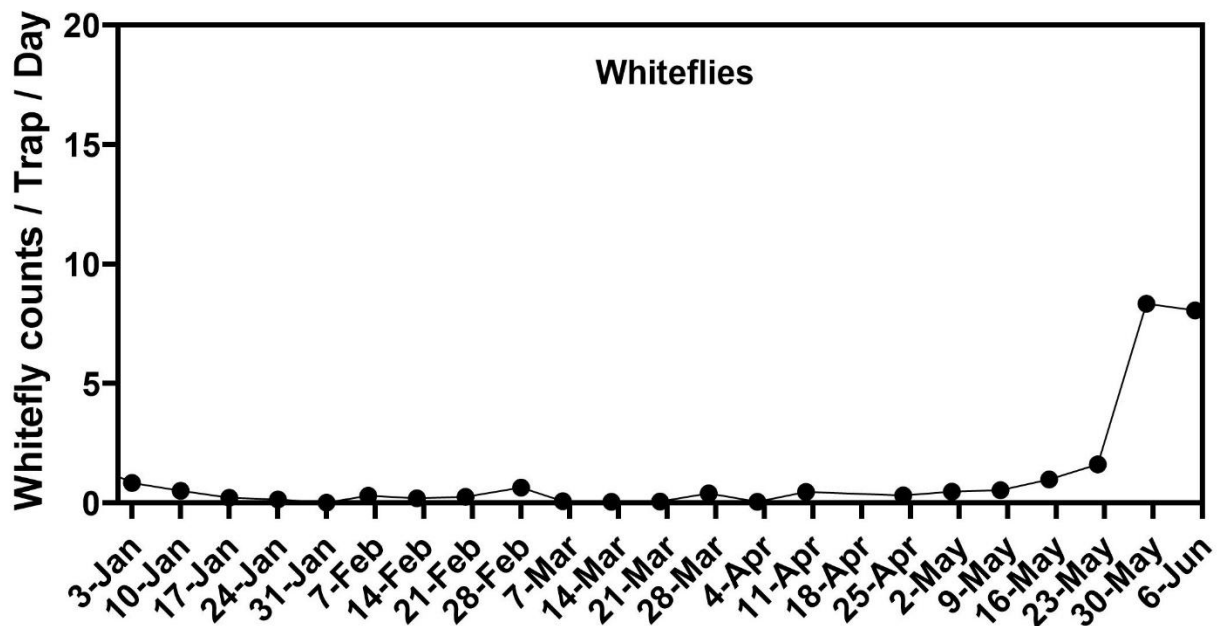


Area-wide monitoring of key insect pests across the Imperial Valley: 6th June 2025 updates

The adult insect counts from the monitoring trap network up to June 5, 2025, are shown in the graphs below. Each dot in the graph represents the average insect count from 19 traps across the Imperial Valley for that sampling week, expressed as insect counts per trap per day.

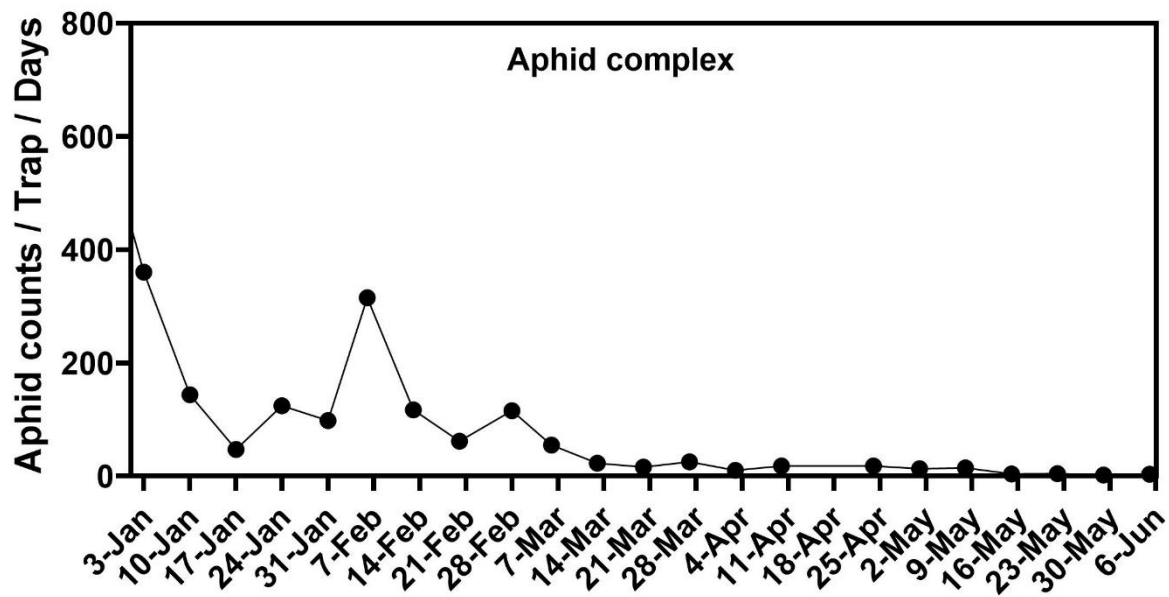
Whiteflies

The whitefly counts in the traps consisted mainly of sweetpotato whitefly (*Bemisia tabaci* MEAM1). A small fraction of the total count (< 5%) comprises bandedwinged whiteflies, *Trialeurodes abutilonia*, and other minor species. Over the last few months, the number of adult whiteflies captured in our traps has been very low. However, the recent trap data suggests their numbers are rising. As the temperature rises, expect their number to increase in susceptible crops.



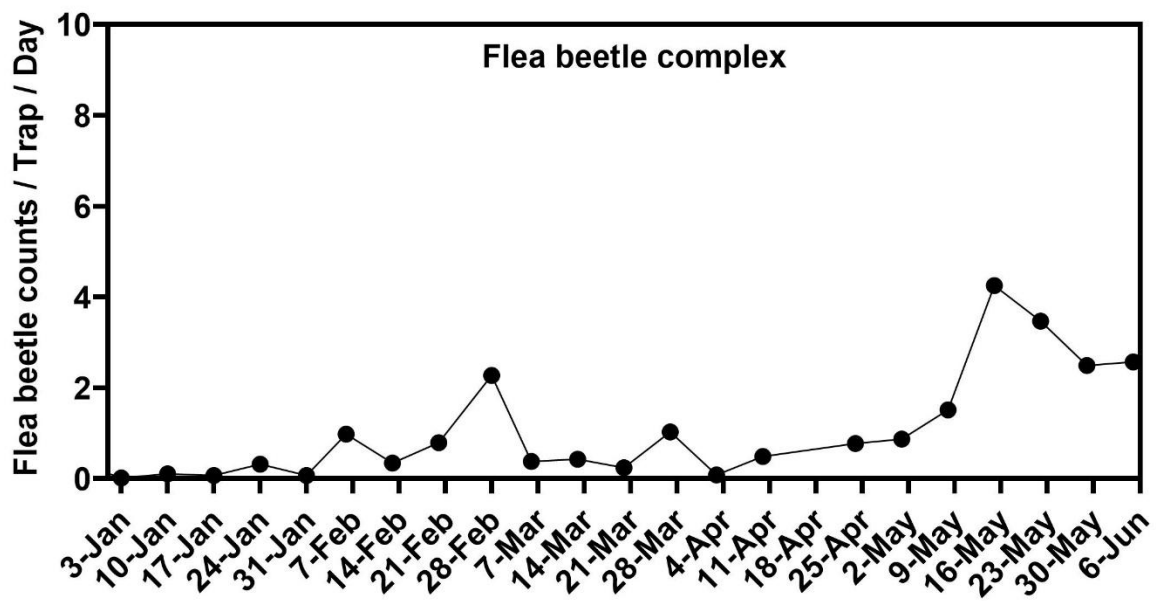
Aphids

The trap count data of aphids below represents the aphid complex present in the Valley. Currently, we are observing very low alate aphid activity throughout the Imperial Valley.



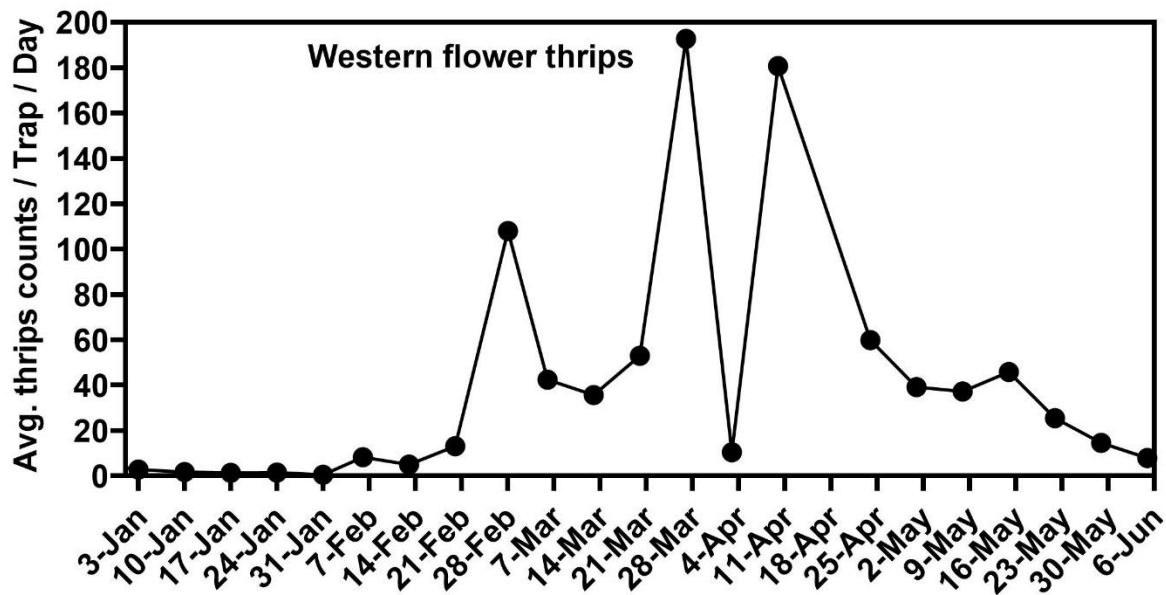
Flea beetles

The flea beetle counts in the traps comprised the pale-striped flea beetle, *Systema blanda*, the desert corn flea beetle, *Chaetocnema ectypa*, and a few other minor species. Currently, we are observing a moderate level of adult activity across the valley.



Western flower thrips

While the traps capture several thrips species, only western flower thrips, *Frankliniella occidentalis*, were counted to provide more specific data, as they are the primary thrips species of concern for several crops in the Imperial Valley. Currently, we are logging low adult counts in the traps.



If you are interested in additional data from this project or have questions or comments, contact Arun Babu at (442) 265 -7700 or arbabu@ucanr.edu.