

Living With Leafroll

Anecdotal efforts and experiences



Vector



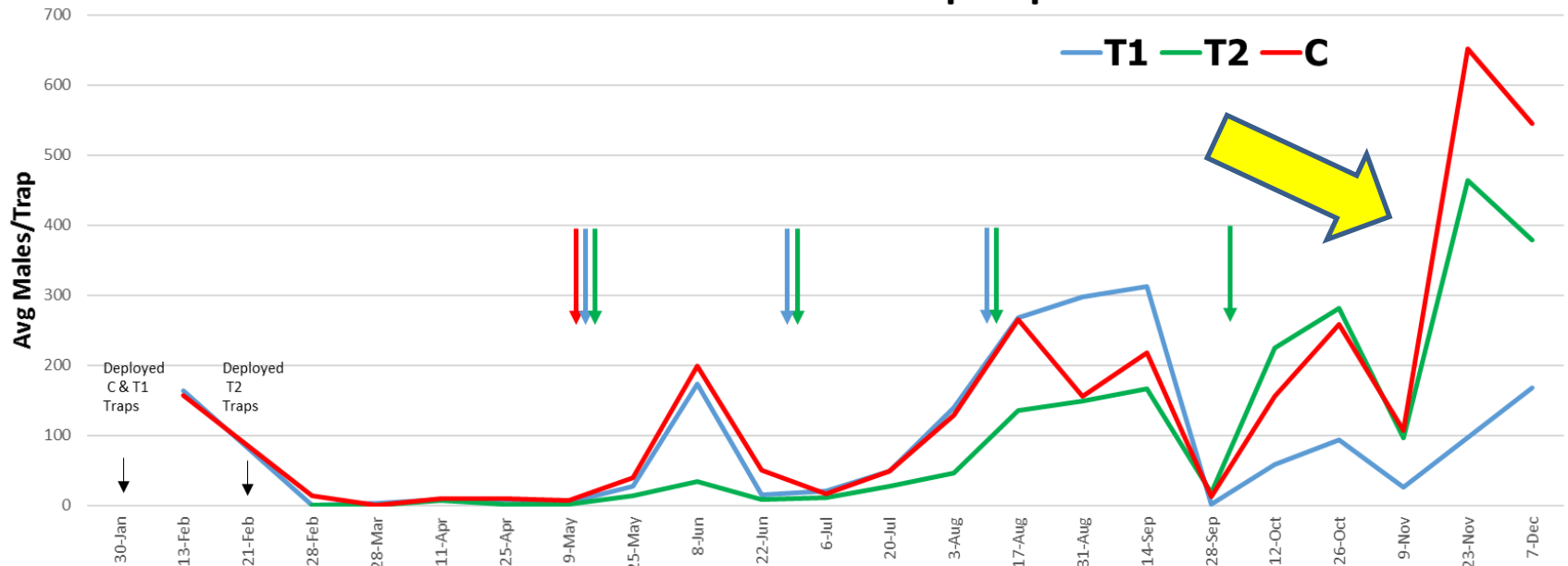
Vector Control Program

Date	Application	Treatment		
2018	Insecticides/MD	C	T1	T2
15-Feb	Sivanto Prime Omni Oil 6E	X	X	X
8-May	Admire Pro	X	X	X
23-May	Movento Alias 4F CheckMate VMB-F	X	X	X
6-Jul	CheckMate VMB-F		X	X
16-Aug	CheckMate VMB-F		X	X
3-Oct	CheckMate VMB-F			X
TOTAL	CheckMate VMB-F	1	3	4

Credit: Nathan Miller, Helena Agri-Enterprises

Lifecycle Gaps

2018 Male VMB Trap Captures



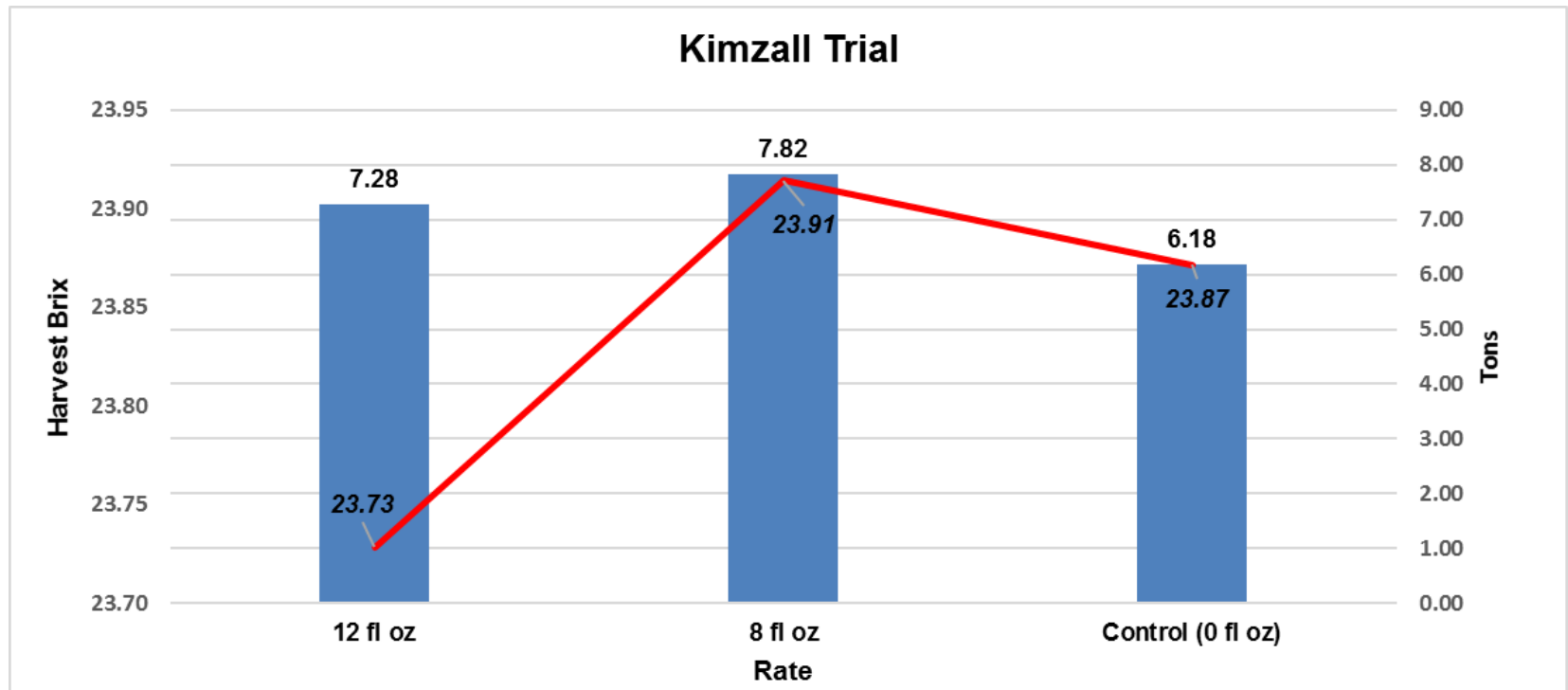
Credit: Nathan Miller, Helena Agri-Enterprises

Sprayer Technology



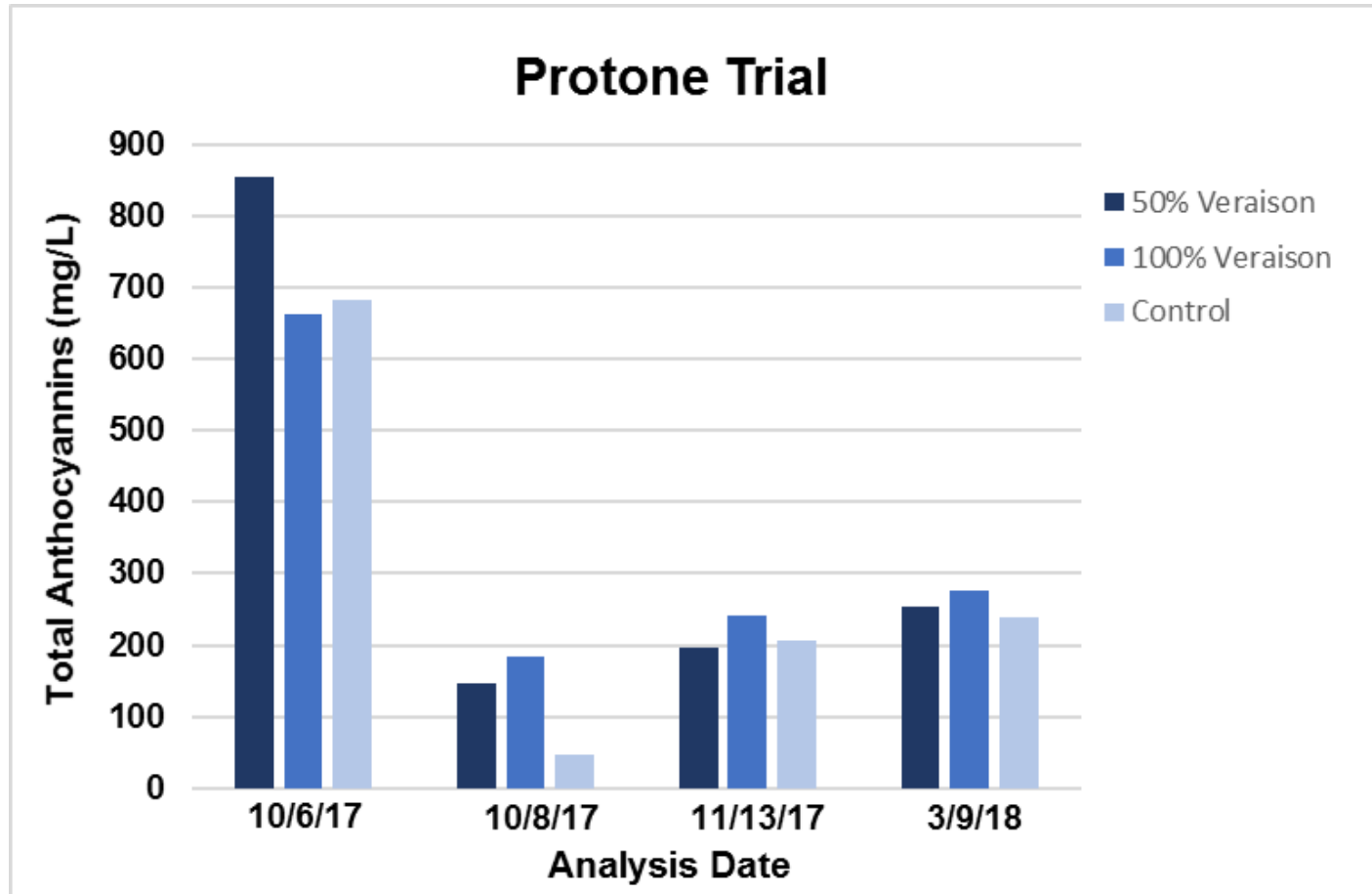
Credit: Nathan Miller, Helena Agri-Enterprises

Yield Improvement






Credit: Steven Easterby, Monterey Pacific Vineyards, Inc.

Maturity Enhancement



Credit: Ryan Scott, Monterey Pacific Vineyards, Inc.

Canopy Health



Nursery Ordering Checklist

- Nursery Assessment Protocol:
 - Schedule visits, assess production facility and rootstock/scion mother-blocks.
 - Request and review written pest management protocols, sanitation protocols, virus sampling procedures.
 - Request and review plant material tracking system.
 - Select P-10 scion and rootstock.
- Place green-vine orders by August 15th.
- Confirm planting material sources at vine level.
- Request access to virus sampling records for source vines, and neighboring vines.
- Request PUR's for source blocks (internal and external) from current and previous season.
- Visually assess planting material sources.
- Collect virus samples from suspect vines; composite cane samples.
- Reevaluate propagates post-grafting.
- Confirm custody-chain prior to shipping.
- Crop manager testing protocols.



Nursery Accountability



Credit: Jim Stolberg, Hampton Farming Co.

GLRaV-3 Identification

Indicator Vines



Questions?