

THE 4-H 4-1-1



University of California
Agriculture and Natural Resources

August 2018

COUNCIL MEETING

Next Council Meeting

October 22, 2018

Executive Committee will meet

September 11, 2018

Reminders!!!

The new 4-H year has begun **July 1, 2018**.

You may now re-enroll for the program year
2018-2019.

Online re-enrollment instructions are included in
this newsletter.

If you are unable to enroll online
please contact the 4-H Office at
(707) 263-6838.



The website for online enrollment is
<http://california.4honline.com>

2018-2019 4-H Program Year Enrollment Fees **Increase**

Youth Enrollment Fees: \$54.00

Adult Enrollment Fees: \$18.00

How are fees used and why do they increase?

- County-based 4-H staff's salary and benefit costs - 74% (\$1,277,419) of fees support county staff
- Insurance, Enrollment System, Fiscal IRS requirements and Evaluation requirements (online record book) - 17% (\$302,263) pays for these activities and the associated processing costs.
- Event - 9% (\$151,460) contributes towards state events and participation in national events; and national mandates, which includes costs for statewide advisory committees.

As each of these costs increase each year, fees also change

4-H BANNER

Photo Contest

The Lake County 4-H Council has agreed to purchase 2 new pull-up banners to be used at 4-H events by council and clubs. **We need YOUR HELP** with a photo to go on the banner!! We are asking all interested 4-H Members to send in a photo that represents **Lake County 4-H!!!**

There are a few requirements for the photos since they will be used on a larger scale. If you do not have a camera that can take this quality of photo please contact the 4-H Office for help.

These are the requirements requested:
Photos should be high resolution — around 2400 pixel x 3500 pixels or higher. Vertical format photos are best.

The contest will be open until the end of August and then the photos will be included in the August newsletter and an online survey will be set-up for voting.




We will pick the 2 photos with the highest votes to be used for the banners. The winners will have their photo featured on the banner with a name credit below it.

SUBMIT YOUR PHOTOS!!!

NEW!!!!

All Junior Livestock Auction Checks will be **withheld until Monday, September 3rd**.




Checks will be distributed at the Front Ticket Booth of the Fairgrounds from **9am-3pm**.

Any remaining checks will be mailed at 3pm on Monday September 3rd.

Livestock Auction Snack Reminder

Each FAMILY selling livestock at Fair is asked to provide **1 dozen of packaged appropriate snack items** (e.g. chips, peanuts, peanut butter crackers, pretzels, cookies).



All items should be **individually wrapped/pre-packaged** and sealed (Health Code)-zip lock baggies are fine.

Please deliver Friday, August 31st to the livestock office.


Helpers are welcome on auction day for shifts between 12:00-5:00 p.m. Please provide Clover Bud members with an adult or older youth partner.

Contact: Mindy Witter – 707-849-8591

Lake County Fair 2018

Theme:

“The Grape Escape”



All Market Animals will be photographed on Wednesday, August 29th. 4-H members must be present, in uniform, and ready for their photo at the assigned time.

All Poultry and Turkeys – Health inspection - 7 am – 10 am, Wednesday, August 29th - D street

All Breeding Animals must be at the fairgrounds before 4:00 pm on Wednesday, August 29th.

Livestock Auction: NEW START time of **12:00 p.m.**, Saturday, September 1st, 2018.

Animals may be removed after 8:00 pm Sunday, September 2nd – However no vehicles will be allowed on grounds until 11:00 pm.

Auction Information

The auction will be Saturday, September 1, 2018 at 12:00 p.m. All members are asked to stay in uniform and help with refreshments, auction line up, and to cheer for the other members until the auction is completely over.

- Members must be in full uniform through the entire auction.
- Find out when your animal is slated to sell, if you miss your place in the auction line up your animal will not sell.
- Return your animal to its pen, go pick up your buyer card from the auction table, and take your buyer card directly to your buyer

3rd ANNUAL Barnyard Olympics



- * Sign-ups are Wednesday, Thursday, Friday morning at the junior livestock building.
- * Teams must consist of 4 youth and 1 adult (Adults must be 21 yrs. and older)
- * Select a team name and costumes are encouraged!

Come one Come all with your competitive spirit and love for fun!!!!

(Water and Messy Stuff Involved!!)

Reminders and Tips for Members, Parents, and Leaders Participating in the Lake County Fair

It is that time of the year and the Lake County Fair is just around the corner! I wanted to pass on a few tips and reminders regarding 4-H members participating in the Livestock show and sale. Fair can be a very stressful time, I hope these tips are useful and increase your fun at the Lake County Fair this year.

Members, parents, and leaders are encouraged to bring your spirit of cooperation with you as you arrive at the fair. Please keep in mind, while at the fair you are representing 4-H to the public. Please show the community you are cooperative, and responsible; greet the public and share what you have learned about your project. To help reduce fair time stress, do as much as possible before you get to the fair.

- Read the Exhibitor handbook, there have been many changes this year. Know the rules and requirements and ask questions before you arrive at fair.
- Know when your animals will be photographed, weighed, shown, and sold before you arrive at fair.
- Upon arrival, report to the Livestock Office.
- Allow yourself plenty of time.
- Ask for help if you are not sure what to do.
- Write your buyer's thank you note ahead of time all you have to do at fair is add your buyer/sponsors name and address.
- Plan ahead when you will need a clean uniform and how you will clean it.

(If you need Whites, drop by the 4-H office)

Danny Wilds Award

This award was started in 1969 in memory of Danny Wilds, a member of the Big Valley 4-H Club during the years of 1959-1967.



All 4-H members exhibiting at the Lake County Fair are eligible for this award. Judging is based on sportsmanship, attitude, cooperation, quality of exhibits, appearance of exhibits and exhibitor, overall participation in fair activities.

There is no limit on the number of times a member may receive this award. An anonymous committee at the Fair will select the recipient. The recipient receives a pin for their hat and their name engraved on a perpetual trophy.

Please remember, the 4-H Office has numerous resources that may help you brush up on your skills before the fair.... stop by and check them out!



The Awards Ceremony will be held Sunday, September 2nd - 5:00 p.m., at the Livestock Pavilion.



- Have an addressed, stamped, and **unsealed** thank-you note for each buyer/sponsor!

Criteria for the thank you notes is listed in the fair handbook page 70.



- All members must be in full uniform for the Awards Ceremony.

Leaders and Parents

Please keep in mind you are setting an example for our youth while attending 4-H related activities during the fair. The following guidelines are designed to provide a positive and satisfying 4-H experience during events and activities at the Livestock Pavilion.



- Please do not consume or be under the influence of tobacco, alcohol, or illegal drugs
- Please do not use discriminatory or obscene language
- Participate in auction and show activities when needed
- Help provide a safe environment for all youth while at the fair

Animals will be released after 8:00 p.m. on Sunday September 2nd:

- Vehicles will be allowed after 11:00 p.m. Educational display may be removed after 11:00 p.m.
- Obtain a signed release from the Livestock Superintendent before removing animals

Please keep in mind that your animals are on display for public viewing.

Keep all pens, stalls, and walkways clean, neat and picked up. When moving your animal, clean up the area where the animal traveled or waited. Remember to feed, water, and groom your animal daily, more if needed.

- All animals and pens should be ready by **8:00 a.m. for Clean Stall inspection.**
- Keep the manure bin area and area outside the barns clean and neat.
- The member should do all work - if you need physical help, ask an older member.
- Adults may step in for safety reasons, demonstrations, and to advise the member.



Tips for Showmanship

SMILE – look eager and ready to show:



- Wear a clean, complete uniform
- Tie long hair back into braids or ponytails
- Wear a belt and boots or tennis shoes (No sandals)
- Secure your hat, but don't worry if it drops off in the ring
- Use a tie tack to hold down the end of your tie; use a ring for the collar
- No gum chewing

The basic rules of showmanship:

- Show from the minute you enter the ring until the judge dismisses the class
- Smile to reflect you are enjoying showing your animal
- Keep your animal between you and the judge
- Keep your animal set up at all times
- Don't crowd; give yourself and others room to show
- Watch the judge or animal not the audience
- Don't panic or get upset if your animal gets away. Just do your best
- Know the sex, breed and birth date of your animal
- The judge may ask questions, so know parts of your animal, where the breed came from, or any pertinent information about your animal

FAIR SNACK SHACK BOOTH INFORMATION

Middletown FFA will be running the snack shack at the Junior Building!!!

There will be charge accounts but they must be guaranteed with a credit card.

Bills must be paid before the Friday after fair or the credit card on file will be charged.

Gift cards will also be available to purchase for kids to keep and use.

Food will be served from
Wednesday through Sunday



Llama Packing Project

If you are interested in participating in this project please contact the 4-H office at 263-6838.

The project will begin this fall.

Day 1 (preferably Sunday morning 10am-1pm)

- learn how to care for the llamas
- learn how to catch, halter and groom the llamas -learn where llamas originated and how they've been used for thousands of years
- learn how to saddle the llamas, load and weigh gear, string and pack
- go on a short hike around the farm

Day 2 (the following Sunday at 9am meet at Red bud trailhead in Cache Creek Wilderness)

Everyone brings lunch, lots of water, hat, sunscreen

- brush llamas, saddle llamas and pack llama bags with our lunches
- Hike to an overlook about an hour up the trail and have lunch then return. Youth will have the opportunity to have their own llama to lead. There are 4 llamas so if there are more than 4 youth they will take turns.

Step By Step Guide to New and Returning Enrollment Online



Go to <https://california.4honline.com> Google Chrome is the recommended browser.

- If you are enrolling for the first time click on “I need a Profile” You will need to enter an email address and password
- Returning families click on “I have a profile”
- Enter your email address – (If you are not sure of which email you used last year, contact your club Volunteer Enrollment Coordinator or the 4-H Office)
- Enter last year’s password. If you do not remember your password - Click the button “I forgot my password”, a temporary password will be sent to your email address. Once you log-in to the enrollment system, you can change your password to something easy to remember.
- Role: Family
- Click on “Login”

Member List – Page 1

- For each person you want to Re-Enroll, click on the “Edit” button to the right of their name
- Your “Personal Information” will appear
- Scroll down and Click “Enroll for 2018-2019”
- Check over all the information that was entered last year – make corrections where necessary
- Please make sure that if you’re an adult leader or a youth junior/teen leader or club officer that you mark “yes” under the Volunteer section on this page.
- Click on Continue

Additional Information – Page 2

- New enrollments enter Additional Information. Returning families, review Additional Information from last year – make corrections where necessary
- New and Returning Families:
- Click the box for **Parent Consent** for 4-HOnline Record Book (Youth Re- Enrollment Only)
- Click the box for **Waiver of Liability**
- Click the box for **Enrollment Confirmation**
- Click the box for **Photograph Release** (Youth Re-Enrollment Only)

Health History/Medical Release – Page 3

- Complete the **Health History/Medical Release Online Form**. Adults Complete the **Volunteer Self Disclosure Online Form**
- Click on “Continue”

Step By Step Guide to New and Returning Enrollment Online **continued.....**



Participation – Page 4

- If you are enrolling for the first time select your primary home club from the drop down menu, click on “Continue.”
- If you are reenrolling your primary home club is preselected, click on “Continue”
- This will take you to the Projects page
- New enrollments must add at least one project

Projects – Page 5

- If you are reenrolling, look over your projects from last year. Add or delete projects to reflect the current Program Year. Age, School Grade, Years in 4-H, and Years in a Project will automatically increase by 1 year.
- If you are Cross-clubbing or enrolling in a Countywide Project, go back to the add club page and add the Club or Countywide to your club list. Then return to the Projects page and select the project you are enrolling into. (Make sure for Cross-clubbing and Countywide projects, the club is listed as offering that project)
- Click on “Submit Enrollment”

You will go back to the Member List page, you may now enroll additional family member. When you have

finished enrolling, click on “Log off”

For questions please contact:
Your club Volunteer Enrollment Coordinator
or the 4-H Staff at 263-6838.



THE 4-H PLEDGE

CALENDAR OF EVENTS

I pledge my...

HEAD to clearer thinking,
HEART to greater loyalty,
HANDS to larger service,
HEALTH to better living,
 for my club,
 my community,
 my country,
 and my world.

August

- 14 Executive Committee Meeting – 5p.m. 4-H Office
- 29 Animals into fair

September

- 1 Junior Livestock Auction – 12:00 p.m.
- 3 Labor Day Holiday – 4-H Office Closed
- 3 Junior Livestock Checks Distributed - Front Ticket Booth of the Fairgrounds from **9am-3pm**
- 11 Executive Committee Meeting – 5p.m. 4-H Office
- 22 Achievement Night – Location TBA

October

- 7-13 **National 4-H Week**
- 8 Columbus Day – 4-H Office Closed
- 9 Executive Committee Meeting – 5p.m. 4-H Office
- 20 Children's Art Day – Museum Park Lakeport
- 22 4-H Council Meeting – 6:30 p.m. 4-H Office

For an online calendar of upcoming events go to:

<http://celake.ucanr.edu/4-H Program/Upcoming Events>



University of California
 Agriculture and Natural Resources

Copyright © 2014 The Regents of the University of California.

UCCE LAKE 4-H OFFICE
 883 LAKEPORT BLVD.
 LAKEPORT, CA 95453
 707-263-6838
celake@ucanr.edu

Check out our website for more updates and resources:
<http://celake.ucanr.edu>

FIND US ON FACEBOOK!!!



<https://www.facebook.com/LakeCounty4HProgram>

UC
CE

It is the policy of the University of California (UC) and the UC Division of Agriculture & Natural Resources not to engage in discrimination against or harassment of any person in any of its programs or activities (Complete nondiscrimination policy statement can be found at <http://ucanr.edu/sites/anrstaff/files/169224.pdf>). Inquiries regarding ANR's nondiscrimination policies may be directed to Linda Marie Manton, Affirmative Action. Contact, University of California, Davis, Agriculture and Natural Resources, 2801 Second Street, Davis, CA 95618-7774, (530) 750-1318.