



February & March 2018 INTERCOM



University of California

Agriculture and Natural Resources | 4-H Youth Development Program

Events & Deadlines



February

- 17th- Fair Clean Up—mandatory
8am-11am
- 17th- Judging Day 11am 1pm
(At Fair!)
- 17th— Skillathon (At Fair!)
- 17th- Livestock Leaders Mtg (11am)
- 23rd— All non food or plant still exhibits to the fair
- 24th - Fair clean up and begin barn decorations
- 26th— Food and Nutrition exhibits to the fair
- 27th— Plant Exhibits to the Fair

March

- 1st— Livestock Weigh and Check In
- 2nd -Swine Weigh-in
- 2nd-11th Fair (see inside the intercom for details!)
- 11th Knowledge Bowl
- 12th Consignment Day

April

- 5th— Leaders Council Meeting
- 7th - Presentation Day (TBD)
- 18-30— Tractor Supply (TBD)
- COLOR ME GREEN (TBD)

Livestock Leaders Meeting

Saturday 2-17-18 @ 11:00am
IVEXPO (Fairgrounds)

Leaders Council Meeting

Thursday
April 5, 2018 @ 6pm



Judging Day

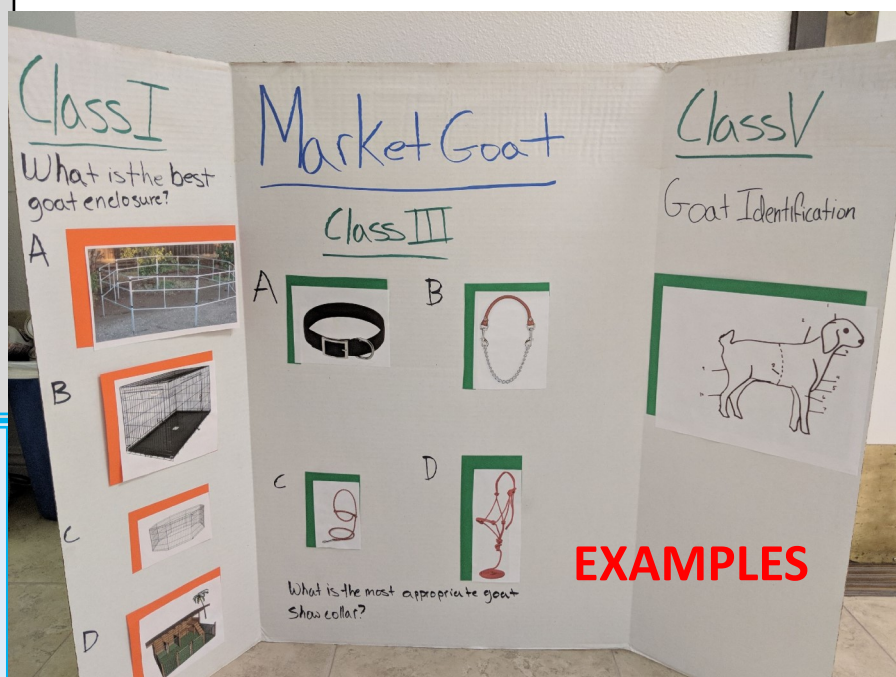
When: Saturday February 17, 2018

Where: At the fairgrounds in the livestock area immediately following Fair Clean Up (approximately 11:00am-1:00pm)

What is Judging Day:

I AM SO GLAD YOU ASKED! JUDGING DAY IS A ONE DAY EVENT WHERE 4-HERS COME AND TEST THEIR KNOWLEDGE IN THEIR RESPECTIVE 4-H PROJECTS. THERE CAN BE A CLASS FOR EVERY PROJECT IN 4-H. MEMBERS JUDGE A VARIETY OF PROJECT DISPLAYS, PLACING THEM IN THE PROPER 1-2-3-4 ORDER. THE RESPECTIVE RECORD BOOK WINNERS IN EACH PROJECT SERVE AS THE JUDGES, WHO NOT ONLY PUT TOGETHER 4 QUESTIONS, BUT ALSO SCORE EACH COMPETITOR. PARTICIPANTS CAN ENTER A TOTAL OF 5 CLASSES. AT JUDGING DAY THERE IS A "HOW TO JUDGE" DEMONSTRATION THAT IS VERY HELPFUL FOR NEW MEMBERS. **EVERYONES WELCOME!!!!**

YOU CAN ALSO WIN 5 MEDALS FOR YOUR 4-H HAT!!!!



EXAMPLES



Class V

Class V is the identification class – 10 items, and 10 names. One is labeled with numbers, and one is labeled with letters. On the judging sheet, members have a list of numbers, next to which they have to write the correct letters.

Class I

A question with four available answers (A, B, C, D) that each have a different level of correctness – there is a best answer, a second best, a third best, and a worst answer. For Class I, it should also be easy for members to explain why they placed the class the way they did.

Class II

Is always oral reasons for Class I. The most important part of judging oral reasons is that they use the correct format – see *Judging Day Oral Reasons Format* for an example. They will also be judged for their knowledge and reasons, but they don't have to get a perfect score on Class I to get a great score on their oral reasons.

Class III and Class IV

Like Class I, there should be four available answers that each have a different level of correctness. No oral reasons are given for these classes, so being able to explain the placing is not as important. (This board uses the same four answers breeds of goats with two different questions. What you do not want to do is give a question that has ONLY one answer.. For example Which state is on the map is California?)

4-H Judging Sheet		Total Score
Project _____	Division: _____	
Name _____	Junior (4 th & 5 th) Intermediate (6 th - 8 th) Senior (9 th - 10 th)	
Club _____		
Note: Please make sure that you write clearly and score your answers under proper class number.		
CLASS I		
1 st <input type="text"/>	2 nd <input type="text"/>	3 rd <input type="text"/> 4 th <input type="text"/>
		Score _____ (100 Points)
CLASS II ORAL REASONS FOR CLASS I		
Notes: _____		
		Score _____ (100 Points)
CLASS III		
1 st <input type="text"/>	2 nd <input type="text"/>	3 rd <input type="text"/> 4 th <input type="text"/>
		Score _____ (100 Points)
CLASS IV		
1 st <input type="text"/>	2 nd <input type="text"/>	3 rd <input type="text"/> 4 th <input type="text"/>
		Score _____ (100 Points)
CLASS V (Identification)		
Place the alphabet letter opposite your choice of answer by the correct number on this sheet.		
1. _____	6. _____	
2. _____	7. _____	
3. _____	8. _____	
4. _____	9. _____	
5. _____	10. _____	
		Score _____ (100 Points)

Couldn't attend the training? Here are the Judging Day Training resources!

Power Point Presentation: <http://ucanr.edu/filevault/fileview.cfm?filenum=59412&password=RCVRDF>

Judging Day Training **Recording**-(Fast forward to 9 minutes)

https://ucanr.zoom.us/recording/play/6mQP3IWz3psSq_gVwRjvLLdE0ADsq2WD5rVBMQn4aJfqh-N2OAn6jOwnWcPICo_D

Judging Day Oral Reasons Format

I place this class of [Name of Class] [Order (e.g. A, B, C, D)].

I placed [Best] over [2nd Best] because [give reasons]

I placed [2nd Best] over [3rd] because [give reasons]

I placed [3rd] over [last] because [give reasons]

I placed [last] last because [give reasons]

Therefore, I place this class of [Name of Class] [Order (e.g. A, B, C, D)]

EXAMPLE (Based on Class I – Juniors)

I place this class of “Which is the best example of a circle?” B, D, A, C;

I placed B over D because B is obviously a perfect circle, and D is more of an oval;

I Placed D over A because although D isn’t a perfect circle, it is still pretty close, just stretched out. A isn’t really a circle at all because it has an extra side;

I placed A over C because although it isn’t really a circle, it at least is round on one side, and sort of looks like part of a circle;

And I placed C last because it isn’t a circle at all. It has five sides, five corners, and isn’t round anywhere.

Therefore, I place this class of “Which shape is the best example of a circle?” D, B, A, C. Thank You.

SCORE CARD FOR ORAL REASONS

25 POINTS – I PLACE THIS CLASS OF _____ A B C D

25 POINTS – I PLACE A OVER B BECAUSE A _____

I PLACE B OVER C BECAUSE B _____

I PLACE C OVER D BECAUSE C _____

I PLACE D LAST BECAUSE D _____

THEREFORE I PLACE THIS CLASS OF _____ A B C D

THANK YOU

50 POINTS -

REASONS GIVEN

* USE OF CORRECT TERMS

* RECOGNITION OF SPREAD (CLOSE, DEFINITE 1ST AND LAST, ECT.)

*KNOWLEDGE OF STANDARDS



DCBA	100	←	←	←
DCAB	85	←	←	←
DBCA	85	←	←	←
DBAC	70	←	←	←
DACB	70	←	←	←
DABC	55	←	←	←
CDBA	85	←	←	←
CDAB	70	←	←	←
CBDA	70	←	←	←
CBAD	55	←	←	←
CADB	55	←	←	←
CABD	40	←	←	←
BDCA	70	←	←	←
BDAC	55	←	←	←
BCDA	55	←	←	←
BCAD	40	←	←	←
BADC	40	←	←	←
BACD	25	←	←	←
ADCB	55	←	←	←
ADBC	40	←	←	←
ACDB	40	←	←	←
ACBD	25	←	←	←
ABDC	25	←	←	←
ABCD	10	←	←	←

Scoring

See the *Alphabetic Hormel Judging System Standard for Judging Grading Placings. (Last Page of Intercom)* Find the one with the correct answer on the top. It will give a perfect score to the members who get it exactly right, and the correct score for every other combination. (For example your correct sequence is DCBA, then it will be easy to grade the board from that column) It is usually easiest to cut out the section and stick it on the back of the class. Find the each member’s answer on the list, and put the matching score on the right. If they forgot a letter, you have to give them a zero score.

Oral Reasons: You (or someone you picked to help you (maybe a parent, friend, guardian, grandma) will judge the oral reasons. You can give them up to 100 points – 50 for getting the format right, and 50 for reasons/knowledge.

Identification Classes: Just give 10 points for each correct answer.

Other Notes:

DO NOT: Format a class so that there is one right answer and three wrong ones.

Identification classes can almost always be combined for all age groups – just pick different letters for the older group, and put them on harder things.

NEW
TWIST!

4-H *Imperial County* KNOWLEDGE BOWL



Everyone wins a prizes
from the prize wheel!

Sunday March 11th

Sperber Arena (fairgrounds)



Win Buckles!

Juniors 3:00pm with Seniors to follow at approximately 5:30pm

Champion Junior and Senior teams will receive belt buckles

Resources:

STUDYING TIP: SPLIT THE 4 SECTIONS UP AND HAVE EACH TEAM MEMBER BECOME AN EXPERT IN THERE SECTION.

<http://ceimperial.ucanr.edu/4h/KnowledgeBowl/> for all of your study needs!

- Any 4-H member 9-19 may participate, no specific project enrollment is required.
- There will be a Junior and Senior competition
- A team consists of 2-4 member, single elimination tournament (as many teams cane enter! Don't have a full team? I am happy to help find members to join up with you!!

Please email Jlgarcia@ucanr.edu to register your team by March 7th

The best versus the best of members in 4-H will compete during a quiz contest at the California Mid-Winter Fair and Fiesta, Sunday March 11th. The Imperial County 4-H Knowledge Bowl is patterned after the golden-oldie television show "College Bowl," it challenges teams of 2 to 4 youth on their knowledge of 4-H project areas. During the competition, members are asked a sampling from over 1,000 questions in which they have to BUZZ in to answer. Categories include large animal (sheep, beef, dairy, market goats and swine), small animals (Rabbits, cavies, pygmy goats, and poultry), still exhibits (rocketry, robotics, sewing, and art) and general 4-H knowledge. Each team will also as they are eliminated have the chance to spin the wheel for other great prizes such as gift cards and 4-H swag. Here is how the game is played: a moderator reads a questions to the teams, whose players endeavor to buzz in first with the correct answer. Answering correctly will score points for their team. Any team member from either team may buzz in to answer a question. The individual will have 5 seconds to begin their answer after being acknowledged by the moderator. If an incorrect answer is given, the other team has the opportunity to buzz in and steal the question. If they do, points will be awarded/subtracted in the same way. For more information visit <http://ceimperial.ucanr.edu/4h/KnowledgeBowl/> OFFICIAL JEAPORDY EDITION RULES COMING SOON!

✓ April Will be a Special Record
Book Issue of the 4-H Intercom !

Saturday February 17 at the IV Expo Fair Grounds Mandatory Fair Clean Up


Begins Promptly at 8:00am

Come prepared to work! Wear appropriate clothes and footwear for the projects. Flip flops or open sandals are discouraged. rags, rakes, hammers, pliers, flat head screw drivers, step ladders, brooms, blowers, shovels etc. are all useful things to bring with. Check with your leader for what would be best for you to bring!



SNACK SHACK

There will be dusk masks and a snack bar available with items like donuts, burritos, fruit, H2O, soda, etc. for purchase! All proceeds will help send Imperial County 4-H Delegates to Washington DC!!



Working Hard for DC



imprint color(s): White

Item #14

\$5 DC Delegates are also selling these bags!

**\$1 per CLOUD to
share your dream
at the FAIR!**

**Barbacoa dinner plates
February 22nd
(Call 442-265-7700
for Tickets!) \$10**

Livestock and Agriculture Skill-a-thon



February 17, 2018

(Immediately Following Fair Clean-Up)

There will be
awesome Prizes!

Gather your team for this fun
HANDS on contest!

Don't have a team NO PROBLEM there is also a high point individual category! You will move through a series of stations where fun challenges will be in place. Be ready to identify tools and equipment and score big in our hands on section! This contest is being put together by your 2017-2018 All Star Team! Checkout the next page for guidelines!!



****An example of a hands on activity will be to read a medication label and withdraw the correct amount of vitamin/antibiotic to administer to animal (time to complete 30seconds)****



Skillathon Information



TEAM AND CONTESTANT ELIGIBILITY

1. Contest open to any 4-H member 9-19 years old. (Non 4-H members may participate (\$10 per individual or \$ 25 per team)).
2. Contest will be divided into Junior (9-14 not in High School) and Senior (14—19 years old) age divisions.
3. Teams consist of three or four members. In teams in which there are four members, all will compete, but the member receiving the lowest overall score will not be counted. The scores of the alternate will not be included in any of the team totals, but will be considered in making all individual awards. The Alternate will still receive team awards.
4. Teams consisting of three members will have no alternate and all members' scores will count in determining individual and team awards.

Scoring Guidelines and Game Play Notes:

1. For each Questions , skill, or tool ID answered correctly the contestant will receive 1 point
2. Each completed hands on activities is a max of 10 points for the team. If a participant finishes before time commence they will receive an extra 2 points for every 5 seconds faster than the allotted activity/question Time.
3. If the question is answered incorrectly or hands on activity is completed incorrectly this will not count as negative points.

****An example of a hands on activity will be to read a medicine label and with draw the correct amount of vitamin/antibiotic to administer to animals
(time to complete 30seconds)****

CONTEST METHOD OF CONDUCT

1. The contest will be divided into areas such as: identification, applied knowledge such as equipment assembly and team collaboration.
2. Contestants will be divided into groups and have time limits for each station area.
3. While completing the competition, there will be no conferring between contestants or between a contestant and anyone else except as directed by contest officials. Contestants will be allowed specific time limits to complete each individual competition class
4. Contestants may use a blank steno pad or a clipboard and blank paper. The contestants may bring no books, notes, pamphlets, or other reference material into the contest area. Contest officials reserve the right to check all contestant's notepads or clipboards to make sure they are blank just prior to the contest.
5. No Cell Phones will be allowed in the judging area

Sunday

Monday

Tuesday

Wednesday

Thursday

Friday

Saturday



Fair Schedule

(Livestock and Still Exhibits)

FEB 23

Deliver Still Exhibits to the Inspiration Gallery

3:pm-6:30pm

Special Displays, Rocketry, Photography, Arts&Crafts, Jewelry, Clothing, Textiles, Home Furnishings, Fine Arts, Bio Sciences, Shooting Sports, & Industrial Arts

FEB 24

2nd Fair Clean Up and Barn Decorations

FEB 25

FEB 26

Deliver Foods

Nutrition & Food Preservation to the Inspiration Gallery

7:30am-9am

FEB 27

Deliver Plants:

Ornamental Horticulture, Fruits and Vegetable Plants to the Inspiration Gallery

7:30am-9am

FEB 28

MARCH 1

Weigh Ins For: Beef & Production

2pm-3:30pm

Feeder Calves

3:30pm-6pm

Dairy Cattle

2pm -5pm

Sheep, Goats, Pygmy Goats,

Dairy Goats,

Poultry Meat

Pens 3pm-6pm

Rabbits, Cavies,

Poultry 5pm-7pm

MARCH 2 Swine

Weigh Ins 6-10:30am

Breeding Swine

7am-11am

Horse Check Ins

9:30am

Horse Show 11am

(horse arena)

Poultry Show 9:00am

Chicken & Waterfowl

Showmanship

Cavy Show 10:00am

Cavy Showmanship

Cavy Conformation

Rabbit Showman-

ship 10:00am

Dog Check Ins

3pm-4pm

Dog Show 4pm

Pygmy Goats 500pm

MARCH 3

4-H Market

Swine 8:30am

Market followed by showmanship.

Breeding Swine after 4-H swine show (FFA swine show Sunday)

Rabbit Show

(Judging) **9am**

Market Sheep

Show 8:30am FFA

shows 1st followed

by 4-H Breeding

Sheep Judging (after

Mkt. show)

Feeder Calf

Show 9am

FFA shows 1st

March 4

Market Goat Show

9am 4-H shows

1st Dairy Goats

after Market Goat

Show earliest

3:00pm

Market Beef Cattle

Show 9am

4-H 1st (Mkt. &

Showmanship)

Dairy Cattle After

Beef Show

Small Animal

Round Robin

Practice TBA

Declare Animal

for Auction by

6:00pm

March 5

Large Animal

Round Robin

Practice

4:pm -6pm in

the Beef and

Swine Arena

March 6

Small Animal

Round Robin

6:00pm Junior

with Seniors to

follow

March 7

March 8

4-H Large

Animal

Round Robin

6:00pm Junior

with Seniors to

follow

March 9

Small Animal

Auction 5:30pm

Chickens, Cavies,

Rabbits, Goats,

Feeder Calves

March 10

Large Animal

Auction 8:30am

Swine, Sheep,


Beef

March 11

Knowledge Bowl

Sperber Arena

3:00pm



March 12

Consignment Day

6am

Fair Wrap up

meeting

All Still Exhibits

released for pick

up at the Inspira-

tion Gallery 3pm

-6pm


NOTE: All 4-H will show 1st followed by FFA (except for Feeder Calves – FFA followed by 4-H) All times subject to change, see livestock schedule posted in barns day of show for changes.

ALL EXHIBITORS must declare animals to be sold in Live Auction and Barn Sale (both Large and Small) one hour after the exhibitor's last specie is shown. Every exhibitor/parent/leader must declare intent to sell or not sell with the Livestock Office by 6:00 p.m. on Sunday or they may not be allowed to sell.

HAVE YOU WRITTEN BUYERS' LETTERS YET?

Here are examples of buyers letters:

<http://ucanr.edu/sites/Stanslaus4-H/files/110554.pdf>



Volunteers Needed



Volunteers are needed to check-in Still Exhibits in the Inspiration Gallery February 25th 3:00pm-6:00pm. Also we will need volunteers to help set up the building February 26th to March 1st. If you can help even for an hour please call your community club leader or email jlgarcia@ucanr.edu



4-H Uniform at the Fair



ALL EXHIBITORS ARE REQUIRED TO WEAR THEIR ORGANIZATION'S OFFICIAL UNIFORM WHENEVER SHOWING, AUCTIONING AND/OR REPRESENTING THEIR RESPECTIVE CLUBS OR CHAPTERS ON FAIR PROPERTY.

THE 4-H UNIFORM CONSISTS OF A WHITE BUTTON DOWN SHIRT WITH COLLAR, WHITE PANTS (NO BLING), HAT (GREEN HATS FOR ALL AGES, WHITE HATS ARE ACCEPTABLE FOR HIGH SCHOOL), 4-H TIE OR SCARF (YOUTH MAY CHOOSE WHICH EVER THEY PREFER). YOU SHOULD ALSO WEAR A BELT AND YOUR BELT AND SHOES SHOULD MATCH IN COLOR.

PLEASE NOTE THAT THIS RULE ALSO APPLIES TO THOSE INDIVIDUALS WHO WILL BE ASSISTING THE EXHIBITOR IN THE SHOW RING.

YOU CAN ALSO WEAR THE 4-H SHOW JACKET OR VEST BUT THESE ITEMS ARE OPTIONAL

Barn Duty

Did you know nearly 100,000 people came to the fair last year? That's a great opportunity to show off your 4-H Pride!

While on barn duty:

- *Smile to fairgoers as they pass through the barns.
- *Some people have never seen livestock animals up close; ask people if they have questions.
- *Play a game during your barn duty time "how many fair visitors can I say Hi to?"
- *Don't forget if they ask how to join, tell them they can find us on Facebook [@Imperial County 4H](#)



IS THIS YOUR FIRST FAIR? HELPFUL FAIR HINTS FROM SEASONED LEADERS AND MEMBERS FOR FIRST TIME 4-H'ERS

"Best advice I received was to bring a chair and "Hurry Up and Wait". " "Bring Sunblock!"

"Starch your whites and the stains come out much easier." "Buy your show whites early"

"Don't forget you can only clean your pens in the morning from 5:30am to 7:30am. Not through out the day or in the evening."

"How do we get our animals to the fair? Good question! Start making arrangements now rather than wait till the day of."

"Where do they get shavings? The Fair will provide shavings every morning for members to use."

"How much feed do we use during fair? Ask your leaders! You do not want to run out during fair, please make sure you feed your animals or arrange for some one to feed your animal twice a day every day."

"Do we have to be there to on Monday for consignment day? Yes! First off your animal needs to be fed one last time, secondly it is your responsibility to clean out your pen so it is ready for next year."

"What time do we have to be there on show day? You will need to be there early enough to get your animal fed, fitted, and yourself changed for show. This year 4-H goes first for each species except Feeder Calves (FFA goes first) Please check with your project leader to see when you need to arrive.

"What is a white exchange? Club members bring their whites to either the club meeting or designated county event (February 17th! Judging day see page 1) members look through and find a pair that fit them."

"Sometimes it is very helpful to have a 2nd pair of white pants especially for Large Animal Showmanship."

"Have your Family meals BEFORE heading to the fair every evening to feed animals. Fair food is EXPENSIVE.

"Bring snacks, you can always go out to the car and eat a sandwich to save money." "Don't forget to eat breakfast show day."

"Fair weather is usually cold/windy or wet. Be Prepared with proper clothes and attire."

"Most stores will run out of irrigator boots/rain/mud boots during fair time. They are very helpful when washing animals, if you plan to have some for fair, buy them early!"

"Most members bring a poster board and markers on auction day. After your animal sales make a "Thank You" board and hang it over your pen listing your buyers."

"After your animals sales it is a nice gesture to find your buyer and thank them with a firm handshake or card. If you plan on giving them a gift basket do it AFTER the fair. Most buyers buy more than 1 animal and it is hard to juggle multiple baskets."

"If you are a "Barn Sale" animal ask anyone who walks in to the barn if they would like to buy your animal."

"Put a picture in your buyers letter. I have seen buyers in the barns with pictures looking for members."

Don't forget to write your buyers letters, it is the members responsibility to find buyers."

"Use a bucket to keep your daily fair needs (feed, brush, etc.) - It is easy to carry back and forth to the car."

"I recommend a lock or carabiner clip for your animal pens gate."

"Bring water in from where ever you house your animal. Your animal may not be used to Imperial City water."

"If you plan to bring a hose for the wash racks, I suggest a short one and don't forget bring lots of towels."

"Do not put on your whites until you are about to show." "Bring a change of clothes for show day."

"Wear disposable coveralls, Tyvek suit, sweats, etc. over your whites between classes so you keep them clean."

"What is a group purchase? A group of people or businesses go in together to purchase your animal. The group pays the main buyer who then writes a check to the fair. The fair cuts checks twice, once in April and once in May. So you will not receive a check until then. The leaders have no control over the fair systems."

IF YOU HAVE QUESTIONS ASK!

Did you know? For 4-H members to be eligible to show at fair they must be a member in good standing, complete a minimum of 6 hours of project instruction (or more as required by the project leader), and complete the Annual Project Report (APR) form. Check with your Community Leader. See [Steps to Success in 4-H](#).

Below is the current 4-H Policy on Alcohol, Drugs and Tobacco (Chapter 11, IX).

The following policy applies when youth, adult volunteers, parents/guardians and participants are participating in the 4-H YDP and while performing 4-H YDP duties at non-4-H events.

1. Participation in 4-H Activities and Non 4-H Events
2. Adult volunteers shall not consume or be under the influence of alcohol, illegal drugs or tobacco while performing their 4-H YDP duties.
3. Adult volunteers shall not be impaired by legal drugs while performing their 4-H YDP duties.
4. Adult volunteers and 4-H YDP staff will not allow alcohol, illegal drugs or tobacco use.
5. The use of alcohol, illegal drugs, smoking and the use of smokeless tobacco products, e-cigarettes and unregulated nicotine products is prohibited.

For the ANR Policy and associated FAQ go to: <http://ucanr.edu/sites/anrstaff/files/181051.pdf>

For the 4-H Policy and associate FAQ go to: <http://4h.ucanr.edu/Administration/Policies/Chapter11/>



C. Violations

Members and adult volunteers violating this policy may be asked to refrain from use of the substance and/or to leave the activity, event or function.

The county director may impose additional disciplinary action. See the [Member Code of Conduct - English](#), the [4-H Adult Volunteer Code of Conduct - English](#), the [Parent-Guardian-Adult Participant Code of Conduct - English](#) and the [No Use of Alcohol Drugs or Tobacco in the 4-H YDP FAQ](#).

Raise Your Hand – Spring 2018

"Raise Your Hand" this spring's campaign to drive 4-H Alumni and Friends acquisition, and how you can support this campaign in your state.



AgDiscovery is a two week residential outreach program sponsored by different United States Department of Agriculture (USDA) programs for high school students in partnership with selected universities. AgDiscovery is a unique opportunity for students to gain a first-hand look at the many career paths open to them in agriculture. Students live on a college campus and learn about different agriculture careers from university professors, scientists, and other professionals who work for the U.S. Government in a variety of fields. Please email smabatti@ucanr.edu for more info



ARE YOU READY FOR THE FAIR?



Have you talked to your leader about your fair passes?

Each exhibitor receives one pass and each family receives one parking pass (contact your leader)

-\$32 for each additional pass (IVEXPO.COM)

-\$20 for additional parking pass (limit 2 extra per family)

Do you have your White uniform?

Have you been on the IV Expo Website? Do you know what time or day your animal/project needs to be at the fair? What day/time you will be showing?

Here are the link to the fair website!

IV Expo website: <http://www.californiamidwinterfair.com/exhibitor-handbook.html>

All still exhibit entries

MUST BE
LABELED WITH THE
FOLLOWING
INFORMATION ON THE
BACK
OF THE ITEM:

**NAME, CLUB, &
AGE/DIVISION:**



Care & Grooming of Animals at the Fair

Junior Exhibitors are expected to groom and care for their animal(s) when at the Fair. They shall refrain from accepting active assistance from adults & non-exhibiting youths, unless the junior exhibitor is actively engaged and the assistance is only for instruction.

No professionals allowed. Remember: only card holding 4-H leaders can work with all 4-H members. Adults who do not hold a 4-H card can work only with their own family member.

PHOTOGRAPHY- Check with your project leader to obtain proper mounting procedures!

Fine Arts All work must be ready for display.

Home Arts & Furnishing- articles of fabric must be cleaned and well pressed. It is helpful to cover cloth items, i.e., quilt, curtain, etc., in plastic to help protect them from soiling before they are judged. .

Foods and Nutrition Baked Goods- muffins, cookies, biscuits and rolls must be entered on serv-

ing plates that are disposable and that will accommodate the exhibit. Pies and pastry shells must be baked and entered in "throw away" aluminum pans. Bake bread far enough ahead of entry to allow it to cool thoroughly before wrapping. Bread wrapped hot will be soggy. Remember: fruit breads and nut breads need to develop their flavor, so plan on making them one or two days ahead of time. Bring the amount of food making up an exhibit. for amounts.

Food Preservation items must

be properly labeled and sealed. Check food preservation manual for proper labeling of canning exhibits and use of sealing methods. If contents of jar were taken from a batch, include this information on a separate label (masking tape).

Clothing- All garments, laundry bags, aprons, etc. must be on hangers. Garments and articles must be ready for exhibit at the time of entry. Items must be cleaned, neat and ironed. If the garment has been mended, make sure it has been done neatly.



IMPERIAL COUNTY HAD 23 4-H MEMBERS ATTEND!

WHAT DID YOU MISS? WELL THESE MEMBERS WENT ON NIGHT HIKES, PARTICIPATED IN COLOR DYE CAPTURE THE FLAG, HOSTED AND ATTENDED EDUCATIONAL WORKSHOPS. LEARNED SO MANY NEW THINGS AND ENHANCED THEIR LEADERSHIP SKILLS! WANT TO BE MORE INVOLVED IN ACTIVITIES LIKE THIS? TALK TO YOUR COMMUNITY CLUB LEADER, READ THE INTERCOM FOR UPDATES, OR EMAIL SMABATTI@UCANR.EDU



4-H State Shooting Match

California State 4-H Shooting Competition. This is the 35th year that the competition will be offered. All entries are due (postmarked) by **April 20, 2018**. This is a postal shoot competition. After entries are received targets are mailed to entrants, fired at your home range and mailed back to be scored. Please see the [2018 shooting match rules](#) for category information and competition timelines.

LET'S BRING CAMP TO IMPERIAL COUNTY!

Discover what makes a really awesome campfire...and plan one yourself!

2018 Camping Conference http://4h.ucanr.edu/4-H_Events/CampingConference_128/

2018 Camping Conference Registration: <https://ucanr.edu/survey/survey.cfm?surveynumber=21659>

The fees are as follows:

- **Early bird registration (by February 15):**
- \$160.00 Camping Conference
- \$195.00 Camping Conference Archery Course
- \$166.40 Camping Conference (if paying with credit card)
- \$202.80 Camping Conference Archery Course (if paying with credit card)
- **Registration (after February 16):**
- \$185.00 Camping Conference
- \$220.00 Camping Conference Archery Course
- \$192.40 Camping Conference (if paying with credit card)
- \$228.80 Camping Conference Archery Course (if paying with credit card)

All-Star Corner

This month, we had our **All-Star retreat**, **club visits**, and **Southern Youth Summit workshop**. Early in the month we went to an escape room in San Diego, then we hopped on a plane to San Jose where we toured and visited Google, Facebook, and Apple. We accomplished the escape room with 7 minutes to spare and worked as a team to get through the clues and locks. Our friend from the State Leadership Conference, Curtis Ullerich, gave us a tour of his workplace Google. We got to learn all about Google's gadgets and how it's like a college campus. Then we were surprised with a tour of Facebook from our advisor Dina Rubin's friend Carrie Cradic Steffey. Facebook was a mini Disneyland, and we learned all about the different roles each employee takes on. Our last stop was to the new Apple Campus 2 where we saw a virtual model of what the campus would look like. Our All-Star retreat was a blast and we learned how to work together as a team to make the best out of our community. We came back and visited our county's clubs. Here we presented ourselves and the different leadership opportunities 4-H has to offer. This past week we all went to the Southern Youth Summit where we presented our workshop "The Road to Leadership." We had a great outcome and our new game "The Game of Leadership" turned out to be a great success. From the conference we got new ideas of county events to host and new ways we can lead our community. We would like to thank Curtis Ullerich and Carrie Cradic Steffey for allowing us the opportunity to tour their companies. This month was an amazing experience and full of successful events.



4-H STATE CALENDAR OF EVENTS

February

10th— [2018 4-H Equine Field Day](#)

17 -[Pistol Leader Training](#)

24th-25th—[Shooting Sports Workshop -](#)

[4-H Western Heritage Discipline](#)

[34th Annual California State 4-H](#)

[Shooting Sports Match](#)

March

2nd-4th [2018 Western Region Leaders' Forum \(2018 WRLF\)](#)

10th-11th [4-H Shooting Sports Workshop-Rifle Discipline](#)

20th [Ag Day at the Capitol](#)

April

6th-8th [California 4-H Camping Conference](#)

6th-8th [Archery Certification at the California 4-H Camping Conference](#)

7th-14th [National 4-H Conference](#)

June

16th-26th [2018 Citizenship Washington Focus](#)

22nd-26th [California Focus](#)

26th [2018 California 4-H Horse Classic](#)

July

15th [2018 Leadership Washington Focus](#)

UCCE-Imperial County 4-H Youth Development Program
1050 E. Holton Rd.
Holtville, Ca 442-265-7700
ceimperial.ucanr.edu/4h-smabatti@ucanr.edu



University of California
Agriculture and Natural Resources

It is the policy of the University of California (UC) and the UC Division of Agriculture & Natural Resources not to engage in

discrimination against or harassment of any person in any of its programs or activities (Complete nondiscrimination policy statement can be found at <http://ucanr.edu/sites/anrstaff/files/169224.pdf>). Inquiries regarding ANR's nondiscrimination policies may be directed to Linda Marie Manton, Affirmative Action. Contact, University of California, Davis, Agriculture and Natural Resources, 2801 Second Street, Davis, CA 95618-7774, (530) 750-1318.

Knowledge Bowl Guidelines: (Subject to Change) Objectives Stimulate learning in subject matter areas. Reward 4-H members for learning subject matter. Provide a competitive setting where attitudes of friendliness and fairness prevail. Develop teamwork, self-confidence and decision-making skills. **Team Membership** Each club may have one (1) junior and (1) senior team. Juniors: Nine to fourteen (9-14) years of age or fourth to eighth grade. Seniors: All high-school aged exhibitors. If a member participates in multiple clubs, he/she should represent his/her *primary* club in the Knowledge Bowl. A team may consist of two to four (2-4) members. If there are less than four (4) senior members from a club, junior members *may* participate in the club's senior team (at the parent and leader's discretion). Senior members may not participate on any club's junior team. Wild Card Team: Members who are not on their respective club teams will be given the opportunity to compete on a Wild Card Team. (at the discretion of the moderator) Team Captains: Each team must select a team captain, who will represent the team in placement draws and coin tosses.

Supporting Positions Supporting positions for the Knowledge Bowl will consist of: Moderator: will read questions, monitor progress of the competition, and act as Master of Ceremonies. Scorekeepers: Two (2) individuals will track points earned or lost. Timekeeper: will announce end of time allowed for buzzing in, answering a question or researching a contest of points awarded/subtracted. Judges Panel: Three (3) individuals will rule on the accuracy of each answer. **Game Play** Team members are encouraged to wear club T-shirts or 4-H uniform. Process of Elimination: The number of rounds will be determined by the number of teams competing. The winning team in each round will advance to the next bracket, until the final two teams compete for 1st and 2nd place. Placement Draw: Teams will draw numbers for placement in the tournament. If there are an odd number of teams competing, one team will draw a "bye" for the first round. Time Limits - The following time limits will be enforced by the timekeeper during each round: Ten (10) minutes for each round of game play, after which no more questions will be asked unless there is a tie. Five (5) seconds, following the reading of a question, for any contestant to buzz in, after which the question will be thrown out with no points awarded/subtracted. The "buzzed in" contestant has (15) fifteen seconds to answer the question. Once the contestant begins speaking, any gap in speech lasting more than (15) seconds will conclude the answer, after which the judges will rule it as correct or incorrect. In each round each team has two opportunities to contest an answer, deemed incorrect. The team has two minutes locate the disputed answer in the Knowledge Bowl Handbook.

Question Format: A moderator reads questions to the teams, whose players endeavor to buzz in first with the correct answer, scoring points for their team. Any team member from either team may buzz in to answer a question. The individual will have 5 seconds to begin their answer after being acknowledged by the moderator. Each round will begin with 24 available questions. Questions will be divided into four (4) knowledge categories: General 4-H, Large Animal Projects, Small Animal Projects, Still Exhibits and Other Projects. If an incorrect answer is given, the other team has the opportunity to buzz in. If they do, points will be awarded/subtracted the same way. Points: When a correct answer is given, 10 points will be *added* to the team's score. When an incorrect answer is given, 5 points will be *subtracted* from the team's score. 7. Contesting and Ruling: Judges will rule on the acceptability of a contestant's answer, and this ruling is final unless the team chooses to contest it. Any protest of a ruling must be made immediately. If the other team buzzes in, or if the next question is chosen, the judges' initial ruling is final. Each team may only contest up to two (2) rulings during a round. To change the judges' ruling, the team members must demonstrate that their answer is correct using the Knowledge Bowl Handbook. If they cannot do so in the allotted time (2 minutes), the original ruling will remain final. If the other team has not already answered, they will have the opportunity to do so. Re-reading a Question: Any contestant may request that the question be re-read *before* his/her team has buzzed in. See rules for Premature Buzzing. Premature Buzzing: When a buzzer is pushed before the question is completely read, the moderator will stop reading. The contestant must answer the question, *completely and correctly*, based on what has already been heard, with points being awarded or subtracted as normal. Judges will not ask for clarification in the case of Premature Buzzes. If the contestant answers incorrectly, the full question will be read, and the other team will have the opportunity to answer. Accidental buzzing that occurs when a question is not open (i.e. after a question has been answered or timed out, and before the next question is chosen) will not result in a penalty for the contestant's team. Audience Participation: Spectators, parents and other visitors in the audience will not participate in any way. Audience members may not protest any ruling or procedure during game play. Any coaching from the sidelines may result in the audience member being asked to leave, and the team's score adjusted to correct any unfairly awarded points (at the discretion of Moderator and Judges). Winning the Round: The round ends when either all questions on the board have been asked, or ten (10) minutes have passed, whichever comes first. The team with the highest number of points will win the round. Tie-breaker: If the teams are tied when the round has ended, a bonus question will be asked to break the tie. **Awards** Each member of teams placing 1st, 2nd or 3rd will receive an award accordingly. Each member of teams placing 1st will receive a medal for their 4-H cap. The name of each winning team will have their name affixed to a perpetual plaque, which will be displayed during subsequent fairs in the Fair Livestock Office. **Resources** All resources are available for viewing and download at http://ceimperial.ucdavis.edu/4-H_Program/Knowledge_Bowl/. A buzzer kit, used for the Knowledge Bowl, is also available at the 4-H Office. Clubs are encouraged to borrow them for practice sessions. Buzzers may leave the 4-H office, but **MUST** be returned by March 6, 2018.

ALPHABETIC HORMEL JUDGING SYSTEM
STANDARD FOR GRADING PLACINGS

ABCD 100	ABDC 100	ACBD 100	ACDB 100	ADBC 100	ADCB 100
ABDC 85	ABCD 85	ACDB 85	ACBD 85	ADCB 85	ADBC 85
ACBD 85	ADBC 85	ABCD 85	ADCB 85	ABDC 85	ACDB 85
ACDB 70	ADCB 70	ABDC 70	ADBC 70	ABCD 70	ACBD 70
ADBC 70	ACBD 70	ADCB 70	ABCD 70	ACDB 70	ABDC 70
ADCB 55	ACDB 55	ADBC 55	ABDC 55	ACBD 55	ABCD 55
BACD 85	BADC 85	CABD 85	CADB 85	DABC 85	DACB 85
BADC 70	BACD 70	CADB 70	CABD 70	DACB 70	DABC 70
BCAD 70	BDAC 70	CBAD 70	CDAB 70	DBAC 70	DCAB 70
BCDA 55	BDCA 55	CBDA 55	CDBA 55	DBCA 55	DCBA 55
BDAC 55	BCAD 55	CDAB 55	CBAD 55	DCAB 55	DBAC 55
BDCA 40	BCDA 40	CDBA 40	CBDA 40	DCBA 40	DBCA 40
CABD 70	DABC 70	BACD 70	DACB 70	BADC 70	CADB 70
CADB 55	DACB 55	BADC 55	DABC 55	BACD 55	CABD 55
CBAD 55	DBAC 55	BCAD 55	DCAB 55	BDAC 55	CDAB 55
CBDA 40	DBCA 40	BCDA 40	DCBA 40	BDCA 40	CDBA 40
CDAB 40	DCAB 40	BDAC 40	DBAC 40	BCAD 40	CBAD 40
CDBA 25	DCBA 25	BDCA 25	DBCA 25	BCDA 25	CBDA 25
DABC 55	CABD 55	DACB 55	BACD 55	CADB 55	BADC 55
DACB 40	CADB 40	DABC 40	BADC 40	CABD 40	BACD 40
DBAC 40	CBAD 40	DCAB 40	BCAD 40	CDAB 40	BDAC 40
DBCA 25	CBDA 25	DCBA 25	BCDA 25	CDBA 25	BDCA 25
DCAB 25	CDAB 25	DBAC 25	BDAC 25	CBAD 25	BCAD 25
DCBA 10	CDBA 10	DBCA 10	BDCA 10	CBDA 10	BCDA 10

BACD 100	BADC 100	BCAD 100	BCDA 100	BDAC 100	BDCA 100
BADC 85	BACD 85	BCDA 85	BCAD 85	BDCA 85	BDAC 85
BCAD 85	BDAC 85	BACD 85	BDCA 85	BADC 85	BCDA 85
BCDA 70	BDCA 70	BADC 70	BDAC 70	BACD 70	BCAD 70
BDAC 70	BCAD 70	BDCA 70	BACD 70	BCDA 70	BADC 70
BDCA 55	BCDA 55	BDAC 55	BADC 55	BCAD 55	BACD 55
ABCD 85	ABDC 85	CBAD 85	CBDA 85	DBAC 85	DBCA 85
ABDC 70	ABCD 70	CBDA 70	CBAD 70	DBCA 70	DBAC 70
ACBD 70	ADBC 70	CABD 70	CDBA 70	DABC 70	DCBA 70
ACDB 55	ADCB 55	CADB 55	CDAB 55	DACB 55	DCAB 55
ADBC 55	ACBD 55	CDBA 55	CABD 55	DCBA 55	DABC 55
ADCB 40	ACDB 40	CDAB 40	CADB 40	DCAB 40	DACB 40
CBAD 70	DBAC 70	ABCD 70	DBCA 70	ABDC 70	CBDA 70
CBDA 55	DBCA 55	ABDC 55	DBAC 55	ABCD 55	CBAD 55
CABD 55	DABC 55	ACBD 55	DCBA 55	ADBC 55	CDBA 55
CADB 40	DACB 40	ACDB 40	DCAB 40	ADCB 40	CDAB 40
CDBA 40	DCBA 40	ADBC 40	DABC 40	ACBD 40	CABD 40
CDAB 25	DCAB 25	ADCB 25	DACB 25	ACDB 25	CADB 25
DBAC 55	CBAD 55	DBCA 55	ABCD 55	CBDA 55	ABDC 55
DBCA 40	CBDA 40	DBAC 40	ABDC 40	CBAD 40	ABCD 40
DABC 40	CABD 40	DCBA 40	ACBD 40	CDBA 40	ADBC 40
DACB 25	CADB 25	DCAB 25	ACDB 25	CDAB 25	ADCB 25
DCBA 25	CDBA 25	DABC 25	ADBC 25	CABD 25	ACBD 25
DCAB 10	CDAB 10	DACB 10	ADCB 10	CADB 10	ACDB 10

ALPHABETIC HORMEL JUDGING SYSTEM
STANDARD FOR GRADING PLACINGS (CONT'D)

CABD 100	CADB 100	CBAD 100	CBDA 100	CDAB 100	CDBA 100
CADB 85	CABD 85	CBDA 85	CBAD 85	CDBA 85	CDAB 85
CBAD 85	CDAB 85	CABD 85	CDBA 85	CADB 85	CBDA 85
CBDA 70	CDBA 70	CADB 70	CDAB 70	CABD 70	CBAD 70
CDAB 70	CBAD 70	CDBA 70	CADB 70	CBDA 70	CADB 70
CDBA 55	CBDA 55	CDAB 55	CADB 55	CBAD 55	CABD 55
ACBD 85	ACDB 85	BCAD 85	BCDA 85	DCAB 85	DCBA 85
ACDB 70	ACBD 70	BCDA 70	BCAD 70	DCBA 70	DCAB 70
ABCD 70	ADCB 70	BACD 70	BDCA 70	DACB 70	DBCA 70
ABDC 55	ADBC 55	BADC 55	BDAC 55	DABC 55	DBAC 55
ADCB 55	ABCD 55	BDCA 55	BACD 55	DBCA 55	DACB 55
ADBC 40	ABDC 40	BDAC 40	BADC 40	DBAC 40	DABC 40
BCAD 70	DCAB 70	ACBD 70	DCBA 70	ACDB 70	BCDA 70
BCDA 55	DCBA 55	ACDB 55	DCAB 55	ACBD 55	BCAD 55
BACD 55	DACB 55	ABCD 55	DBCA 55	ADCB 55	BDCA 55
BADC 40	DABC 40	ABDC 40	DBAC 40	ADBC 40	BDAC 40
BDCA 40	DBCA 40	ADCB 40	DACB 40	ABCD 40	BACD 40
BDAC 25	DBAC 25	ADBC 25	DABC 25	ABDC 25	BADC 25
DCAB 55	BCAD 55	DCBA 55	ACBD 55	BCDA 55	ACDB 55
DCBA 40	BCDA 40	DCAB 40	ACDB 40	BCAD 40	ACBD 40
DACB 40	BACD 40	DBCA 40	ABCD 40	BDCA 40	ADCB 40
DABC 25	BADC 25	DBAC 25	ABDC 25	BDAC 25	ADBC 25
DBCA 25	BDCA 25	DACB 25	ADCB 25	BACD 25	ABCD 25
DBAC 10	BDAC 10	DABC 10	ADBC 10	BADC 10	ABDC 10

DABC 100	DACB 100	DBAC 100	DBCA 100	DCAB 100	DCBA 100
DACB 85	DABC 85	DBCA 85	DBAC 85	DCBA 85	DCAB 85
DBAC 85	DCAB 85	DABC 85	DCBA 85	DACB 85	DBCA 85
DBCA 70	DCBA 70	DACB 70	DCAB 70	DABC 70	DBAC 70
DCAB 70	DBAC 70	DCBA 70	DABC 70	DBCA 70	DACB 70
DCBA 55	DBCA 55	DCAB 55	DACB 55	DBAC 55	DABC 55
ADBC 85	ADCB 85	BDAC 85	BDCA 85	CDAB 85	CDBA 85
ADCB 70	ADBC 70	BDCA 70	BDAC 70	CDBA 70	CDAB 70
ABDC 70	ACDB 70	BADC 70	BCDA 70	CADB 70	CBDA 70
ABCD 55	ACBD 55	BACD 55	BCAD 55	CABD 55	CBAD 55
ACDB 55	ABDC 55	BCDA 55	BADC 55	CBDA 55	CADB 55
ACBD 40	ABCD 40	BCAD 40	BACD 40	CBAD 40	CABD 40
BDAC 70	CDAB 70	ADBC 70	CDBA 70	ADCB 70	BDCA 70
BDCA 55	CDBA 55	ADCB 55	CDAB 55	ADBC 55	BDAC 55
BADC 55	CADB 55	ABDC 55	CBDA 55	ACDB 55	BCDA 55
BACD 40	CABD 40	ABCD 40	CBAD 40	ACBD 40	BCAD 40
BCDA 40	CBDA 40	ACDB 40	CADB 40	ABDC 40	BADC 40
BCAD 25	CBAD 25	ACBD 25	CABD 25	ABCD 25	BACD 25
CDAB 55	BDAC 55	CDBA 55	ADBC 55	BDCA 55	ADCB 55
CDBA 40	BDCA 40	CDAB 40	ADCB 40	BDAC 40	ADBC 40
CADB 40	BADC 40	CBDA 40	ABDC 40	BCDA 40	ACDB 40
CABD 25	BACD 25	CBAD 25	ABCD 25	BCAD 25	ACBD 25
CBDA 25	BCDA 25	CADB 25	ACDB 25	BADC 25	ABDC 25
CBAD 10	BCAD 10	CABD 10	ACBD 10	BACD 10	ABCD 10